

Top of the Danube

# Regensburg as a business location

## facts and figures, rankings

### Top opportunities for the future

#### The Regensburg High Technology Clusters

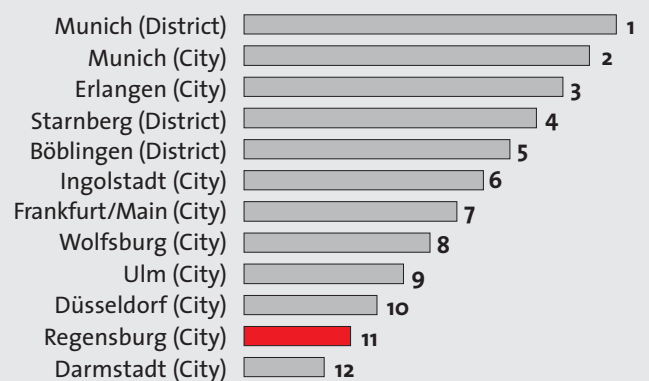
Biotechnology Cluster  
BioRegio Regensburg  
[www.bioregio-regensburg.de](http://www.bioregio-regensburg.de)

IT Security Cluster  
[www.it-speicher.de](http://www.it-speicher.de)  
[www.it-security-ostbayern.de](http://www.it-security-ostbayern.de)

Bavarian Sensor Technology Cluster  
[www.sensorik-bayern.de](http://www.sensorik-bayern.de)



#### The top twelve in 2010

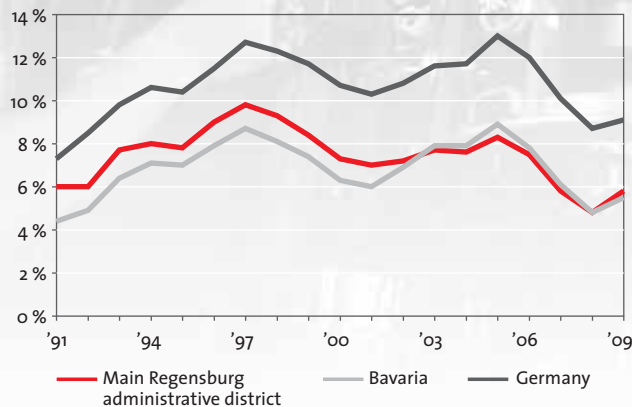


Source: Prognos Future Atlas 2010: Regions

## Job market

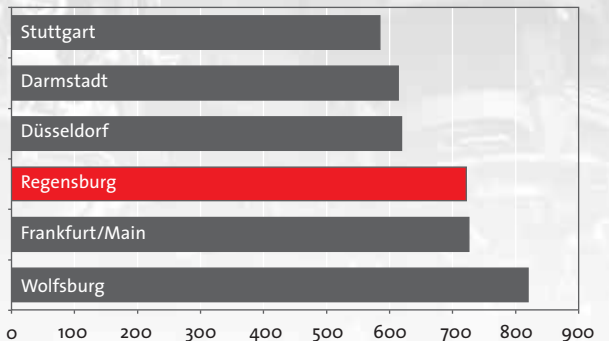
Number of persons in gainful employment (average figure in 2008)	138,200
Number of persons unemployed (average figure in 2009)	8,767
Unemployment rate (average figure in 2009)	5.1%
Commuters (as on 30.06.2009)	
- Persons commuting into Regensburg	63,956
- Persons commuting out of Regensburg	13,014

The unemployment rate<sup>1)</sup> in the main Regensburg administrative district, in Bavaria and in Germany



1) Unemployment rate in relation to the dependent civilian labour force

A comparison of job densities<sup>1)</sup> in major German cities<sup>2)</sup> as on 30.06.2009



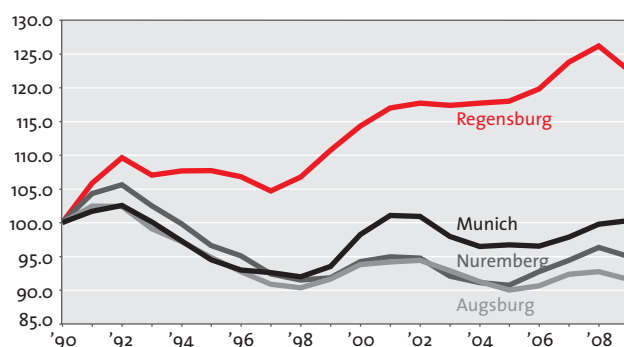
1) Employees liable to pay social insurance contributions per 1,000 inhabitants  
2) with more than 120,000 inhabitants

## Economic structure

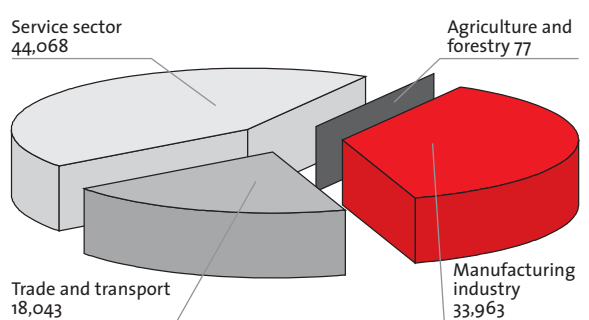
### The spectrum of companies in Regensburg:

amazon.de · Amgen Research GmbH · Antisense Pharma GmbH · AVL Software and Functions GmbH · BMW AG · BSH Bosch und Siemens Hausgeräte GmbH · Continental Automotive GmbH · Deutsche Post AG · Deutsche Telekom AG e.on Bayern AG · Andritz Fiedler GmbH & Co. KG · General Electric GE Aviation Deutschland GmbH · Gerresheimer Regensburg GmbH · Luise Händlmaier Senffabrikation GmbH & Co. KG · Infineon Technologies AG · MR Maschinenfabrik Reinhausen GmbH · OneVision Software AG · Osram GmbH · Osram Opto Semiconductors GmbH · Schneider Electric Sachsenwerk GmbH · SGB Starkstrom Gerätebau GmbH · Siemens AG · Südzucker AG · Toshiba Europe GmbH

The increase in the number of employees liable to pay social insurance contributions compared to other cities



Employees liable to pay social insurance contributions according to economic sector as on 30.06.2009




## Economic power, centrality and tourism

### Prognos Future Atlas 2009, Sectors:


The region of Regensburg is placed well above average in six of the seven sectors considered to have future potential; the sectors included in the study were the healthcare industry, high-level corporate, research and development services, logistics, mechanical engineering, vehicle construction, information and communication technology and process measuring and control technology

Source: Prognos Future Atlas 2009: Sectors

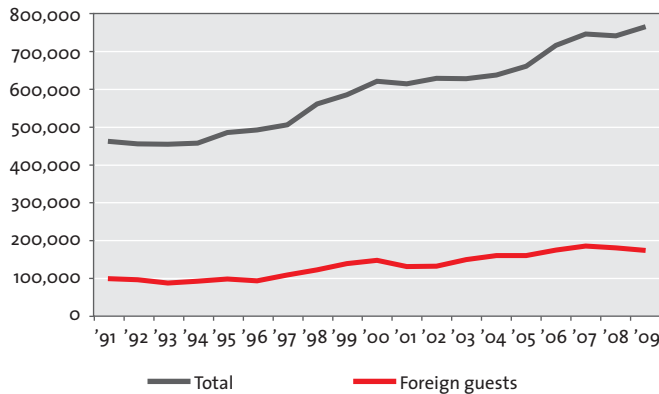
### Gross domestic product per capita in 2008 in euros



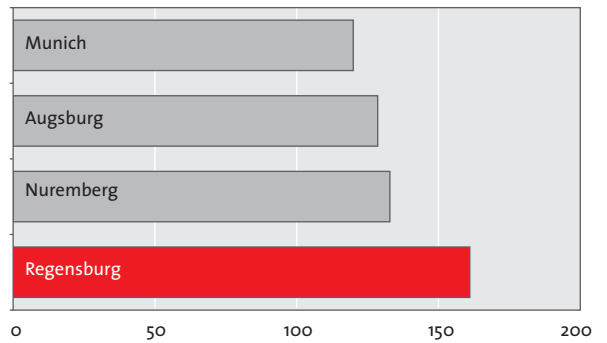
### Disposable income per capita in Regensburg in 2008 in euros compared to other cities



### Overnight stays in Regensburg from 1991 to 2009



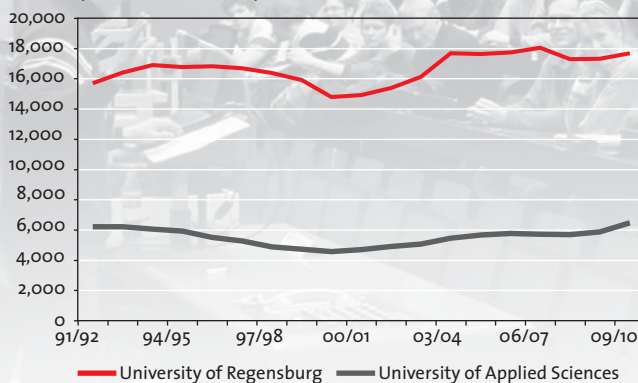
### Centrality index for the retail sector<sup>1)</sup> in 2010



1) Ratio of retail trade turnover per inhabitant to retail trade-relevant buying power per inhabitant, source: GfK GeoMarketing

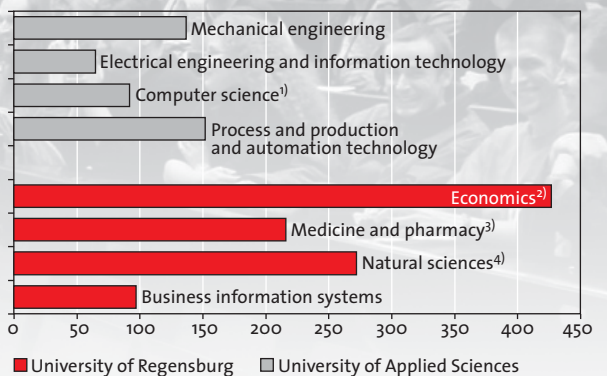
## Institutions of Higher education

### Number of students at the University of Regensburg and the Regensburg University of Applied Sciences (winter semester)



- 1) includes the subjects Computer Sciences, Computer Engineering and Business Informatics
- 2) includes the subjects Business Studies, Business Studies Honors, International Economics, International Economics Honors, Economics, Economics Honors
- 3) not including Dental Medicine
- 4) includes the subjects Biochemistry, Biology, Chemistry, Mathematics, Physics, Physics Honors

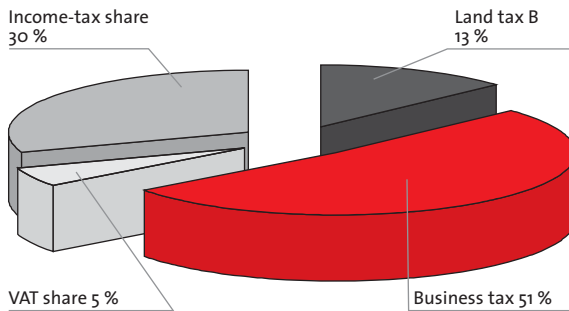
### University and UAS graduates in selected specialist areas in 2008/2009



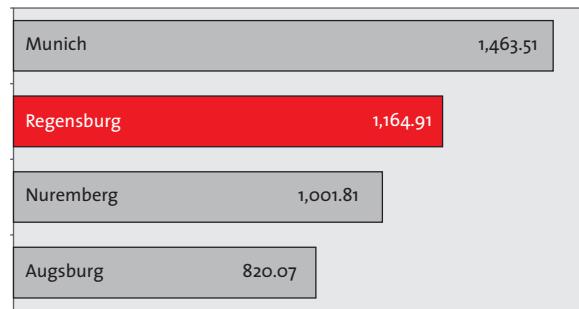
	Munich	Nuremberg	Augsburg	Regensburg
Local rates of assessment				
- Land tax A	535%	332%	345%	295%
- Land tax B	535%	490%	485%	395%
- Business tax	490%	447%	435%	425%

## Finances

**Tax revenue in 2009**  
(185,882 million euros)



**Tax revenue per inhabitant in euros in 2009 compared to other cities**



A population of 149,882, of which 133,268 have their principal residence and 16,614 their secondary residence in the city

Information last updated: November 2010

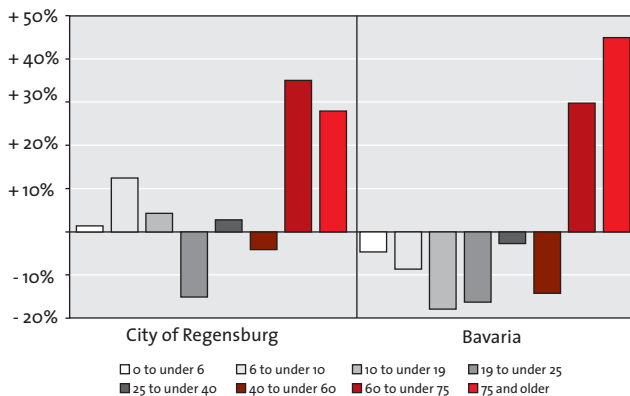
## Population growth

**Regensburg compared to other cities:**

- Well above-average performance as far as population, unemployment rates, job density, job growth and productivity are concerned
- 3rd place among the West German *kreisfreie Städte* (cities constituting a district in their own right) as regards economic performance

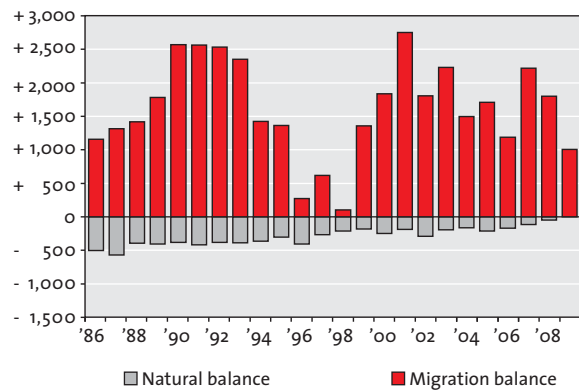
Source: "Public Infrastructure and Municipal Finances", German Federal Office for Building and Planning (BBR)

**Changes in the age distribution from 2009 to 2029**



Source: Bavarian State Office of Statistics and Data Processing, regionalised population projection for Bavaria for the period up to 2029

**Population balance in Regensburg from 1986 to 2009**



Due to a register adjustment, only the migration movements of inhabitants with their main residence in Regensburg are shown for the year 2006, all other years include the migration movements of inhabitants with their main and secondary residences in Regensburg

Further information on Regensburg as a business location is available on the following Internet websites:

[www.regensburg.de](http://www.regensburg.de)  
[www.statistik.regensburg.de](http://www.statistik.regensburg.de)

[www.regensburg.de/wirtschaft](http://www.regensburg.de/wirtschaft)  
[www.regensburg.de/gib](http://www.regensburg.de/gib)  
[www.bayernhafen.de](http://www.bayernhafen.de)  
[www.coris.eu](http://www.coris.eu)

Homepage of the City of Regensburg  
Statistical information provided by the Urban Development Office

Information provided by the Dept. for Economic Development  
**The city's business-property exchange provided free of charge**  
Homepage of the Bayernhafen Group  
Cluster-Oriented Regional Information System

**Imprint:**

Publisher: City of Regensburg  
Department for Economic Development  
D.-Martin-Luther-Strasse 3 - 93047 Regensburg  
Telephone: +49 941 507-1852 - Fax: +49 941 507-4859  
Contact person: Manfred Koller, Head of Dept.  
Internet: [www.regensburg.de/wirtschaft](http://www.regensburg.de/wirtschaft)  
E-mail: [wirtschaftsfoerderung@regensburg.de](mailto:wirtschaftsfoerderung@regensburg.de)  
Design: [www.grafica-design.de](http://www.grafica-design.de)  
Photography: Maschinenfabrik Reinhausen GmbH;  
R. F. Dietze, University of Regensburg Press Office;  
P. Ferstl, City of Regensburg Press Office  
Statistics, unless stated otherwise:  
the City of Regensburg, Dept. for Urban Development,  
the Bavarian State Office for Statistics and Data Processing  
Information last updated: December 2010